

The Biggest Threat and the Greatest Hope

A Sea Wall Story



Wall courtesy of Villa Marguerita, Port Barton, Palawan, Philippines



Mural Painting with Children

Tips learned from Atelier Aquatic, by Teachers Telling Tales



STEPS

1
outline

2
colour mixing

3
stencil marks

4
spray

5
detail

6
background

7
add layers

8
touch up

9
title/message

10
celebrate!




Preparation

- Set up engaging activities to keep children busy while waiting their turn to contribute.
- Use yellow paint, (or other light colour), to sketch the outline.
- Make tints by progressively adding more white to the colours.



Spray Painting



- Demonstrate, then help children by holding the stencil flat to the wall while they spray.
- Ensure you're in a well-ventilated space, children can wear masks & gloves if holding the stencil.



Painting

- A message / title enhances the effectiveness of the mural, providing information and inspiration.

1 in 1000 turtle hatchlings survive to adulthood.
 Humans are the biggest threat and greatest hope for the turtles' future.



[Volunteer](#) with Atelier Aquatic to gain practical experience of creative conservation.